V242
ESC 1:50

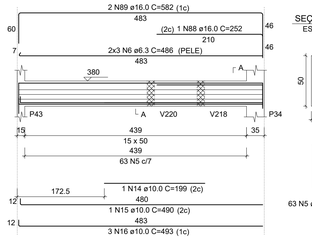

SEÇÃO A-A
ESC 1:25



V243
ESC 1:50

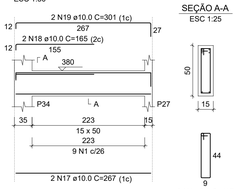

SEÇÃO A-A
ESC 1:25

V244
ESC 1:50

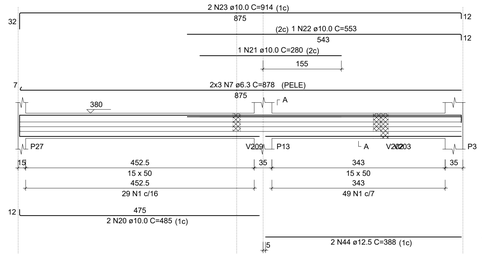

SEÇÃO A-A
ESC 1:25

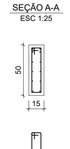

V245
ESC 1:50

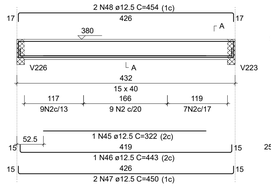

SEÇÃO A-A
ESC 1:25

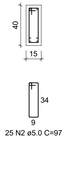

V246
ESC 1:50

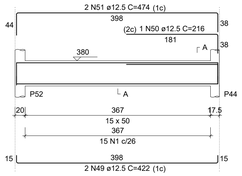

SEÇÃO A-A
ESC 1:25

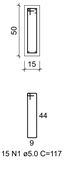

V259
ESC 1:50

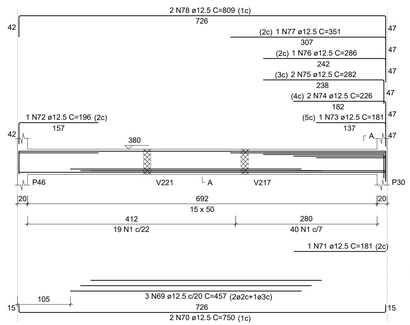

SEÇÃO A-A
ESC 1:25

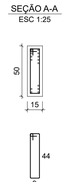

V247
ESC 1:50

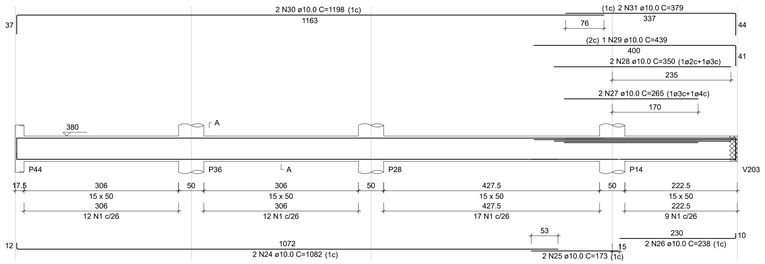

SEÇÃO A-A
ESC 1:25

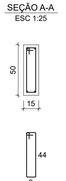

V248
ESC 1:50

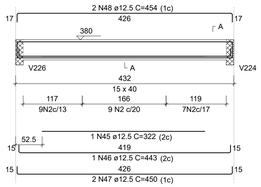

SEÇÃO A-A
ESC 1:25

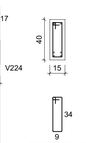

V249
ESC 1:50



SEÇÃO A-A
ESC 1:25

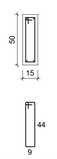

V250
ESC 1:50

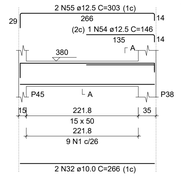

SEÇÃO A-A
ESC 1:25

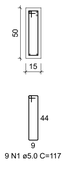

Obs:
01 - Planta de locação geral por ser encontrada no projeto arquitetônico, prancha 02/14;
02 - Todo espaçamento entre barras deverá ser respeitado;
03 - Cobrimento mínimo para fundações = 3cm / Cobrimento mínimo para demais elementos = 2,5cm;
04 - Todos os elementos de concreto deverão ser adensados de forma mecânizada (mangote), não é admitido adensamento manual;
05 - Prazos para desforma-> Pilares e faces laterais de vigas: 3 dias;
Face inferior de vigas: 14 dias;
Lajes: 21 dias;
Vigas com vãos superiores a 7m: 28 dias;
06 - Em vigas e lajes o processo de desforma deverá ocorrer do centro para as extremidades;
07 - Todas as lajes deverão receber uma armadura de distribuição (para combater fissuração superficial) com espaçamento de 25x25, aço 5,0mm;
08 - Toda laje deverá receber cura hidráulica por no mínimo 07 dias;

V251
ESC 1:50

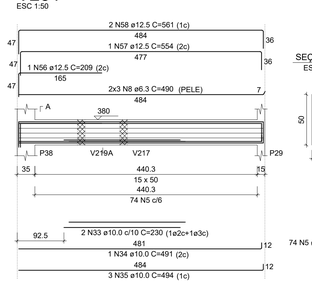

SEÇÃO A-A
ESC 1:25

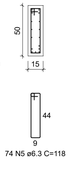

V252
ESC 1:50

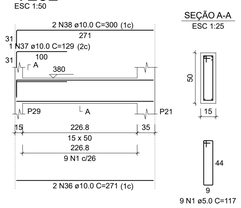

SEÇÃO A-A
ESC 1:25

V253
ESC 1:50

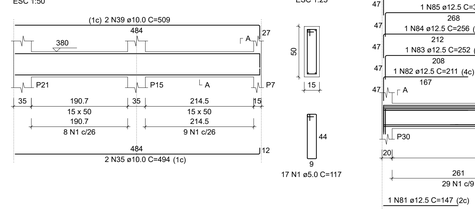

SEÇÃO A-A
ESC 1:25

V260
ESC 1:50

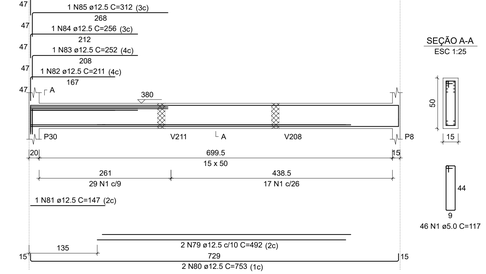

SEÇÃO A-A
ESC 1:25

RELAÇÃO DO AÇO

V242	V243	V244
V245	V246	V247
V248	V249	V250
V251	V252	V253
V254	V255	V256
V258	V259	V260
V261		

AÇO	N	DIAM (mm)	QUANT	C.UNIT (cm)	C.TOTAL (cm)
CA60	1	5.0	324	117	37908
	2	5.0	50	97	4850
	3	5.0	36	87	3132
	4	5.0	21	127	2667
CA50	5	6.3	137	118	16166
	6	6.3	6	486	2916
	7	6.3	6	878	5268
	8	6.3	6	490	2940
	9	6.3	17	88	1496
	10	6.3	2	117	234
	11	8.0	2	166	332
	12	8.0	2	143	286
	13	8.0	2	277	554
	14	10.0	1	199	199
	15	10.0	1	490	490
	16	10.0	3	493	1479
	17	10.0	2	267	534
	18	10.0	2	165	330
	19	10.0	2	301	602
	20	10.0	2	485	970
	21	10.0	1	280	280
	22	10.0	1	553	553
	23	10.0	2	914	1828
	24	10.0	2	1082	2164
	25	10.0	2	173	346
	26	10.0	2	238	476
	27	10.0	2	265	530
	28	10.0	2	350	700
	29	10.0	1	439	439
	30	10.0	2	1198	2396
	31	10.0	2	379	758
	32	10.0	2	266	532
	33	10.0	2	230	460
	34	10.0	1	491	491
	35	10.0	5	494	2470
	36	10.0	2	271	542
	37	10.0	1	129	129
	38	10.0	2	300	600
	39	10.0	2	509	1018
	40	10.0	4	119	476
	41	10.0	1	127	127
	42	10.0	2	441	882
	43	10.0	2	480	960
	44	12.5	2	388	776
	45	12.5	2	322	644
	46	12.5	2	443	886
	47	12.5	6	450	2700
	48	12.5	4	454	1816
	49	12.5	2	422	844
	50	12.5	1	216	216
	51	12.5	2	474	948
	52	12.5	2	455	910
	53	12.5	2	476	952
	54	12.5	1	146	146
	55	12.5	2	303	606
	56	12.5	1	209	209
	57	12.5	1	554	554
	58	12.5	2	561	1122
	59	12.5	1	184	184
	60	12.5	2	195	390
	61	12.5	2	142	284
	62	12.5	2	152	304
	63	12.5	2	164	328
	64	12.5	1	254	254
	65	12.5	1	260	260
	66	12.5	1	298	298
	67	12.5	2	313	626
	68	12.5	2	493	986
	69	12.5	3	457	1371
	70	12.5	2	750	1500
	71	12.5	1	181	181
	72	12.5	1	196	196
	73	12.5	1	181	181
	74	12.5	2	226	452
	75	12.5	2	282	564
	76	12.5	1	286	286
	77	12.5	1	351	351
	78	12.5	2	809	1618
	79	12.5	2	492	984
	80	12.5	2	753	1506
	81	12.5	1	147	147
	82	12.5	1	211	211
	83	12.5	1	252	252
	84	12.5	1	256	256
	85	12.5	1	312	312
	86	12.5	2	316	632
	87	12.5	2	798	1596
	88	16.0	1	252	252
	89	16.0	2	582	1164

RELAÇÃO DO AÇO

V262

AÇO	N	DIAM (mm)	QUANT	C.UNIT (cm)	C.TOTAL (cm)
CA60	1	5.0	52	117	6084
CA50	2	6.3	6	267	1602
	3	6.3	6	265	1590
	4	6.3	1	77	77
	5	10.0	2	1112	2224
	6	10.0	2	173	346
	7	10.0	2	292	584
	8	10.0	2	1198	2396
	9	10.0	2	345	690

RESUMO DO AÇO

AÇO	DIAM (mm)	C.TOTAL (m)	PESO + 10% (kg)
CA50	6.3	32.7	8.8
	10.0	62.4	42.3
CA60	5.0	60.8	10.3
PESO TOTAL (kg)			
CA50	51.1		
CA60	10.3		

Volume de concreto (C-25) = 1.08 m³
Área de forma = 16.61 m²

RESUMO DO AÇO

AÇO	DIAM (mm)	C.TOTAL (m)	PESO + 10% (kg)
CA50	6.3	290.2	78.1
	8.0	11.7	5.1
	10.0	237.6	161.1
	12.5	298.4	316.2
	16.0	14.2	24.6
CA60	5.0	485.6	82.3
PESO TOTAL (kg)			
CA50	585.1		
CA60	82.3		

Volume de concreto (C-25) = 6.76 m³
Área de forma = 102.66 m²

V256
ESC 1:50

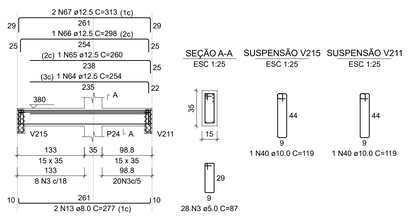

SEÇÃO A-A
ESC 1:25

SUSPENSÃO V215
ESC 1:25

SUSPENSÃO V211
ESC 1:25

V258
ESC 1:50

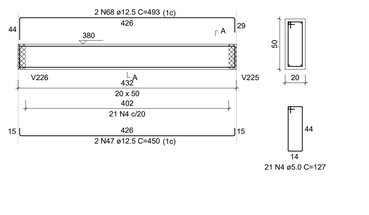

SEÇÃO A-A
ESC 1:25

V261
ESC 1:50

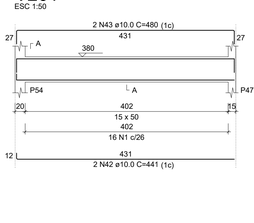

SEÇÃO A-A
ESC 1:25

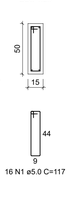

V255
ESC 1:50

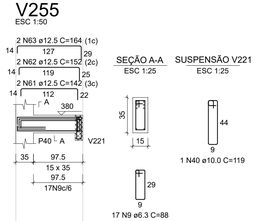

SEÇÃO A-A
ESC 1:25

SUSPENSÃO V221
ESC 1:25

V262
ESC 1:50

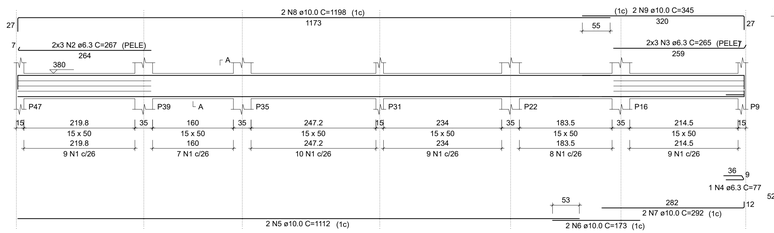

SEÇÃO A-A
ESC 1:25

V254
ESC 1:50

SEÇÃO A-A
ESC 1:25

SUSPENSÃO V225
ESC 1:25

Aprovações

REALIZE
ARQUITETURA E ENGENHARIA

Contato
48 35270090
realize_eng@hotmail.com
realize_arq@hotmail.com

Responsável Técnico
Rafael Nuernberg
CREA - SC 129.640-7
Suéllen M. Costa Palmas
CAU - SC: A69267-0
EMPRESA = CREA - SC 136340-7

Projeto Educacional

Endereço : Rua Antônio Manoel Rocha, Espigão Grande - Maracajá / SC

Projeto Estrutural - Bloco Norte

Vigas - cobertura;

Realize Arquitetura e Engenharia
CREA-SC 136.340-4

Prefeitura Municipal de Maracajá
CNPJ nº 82.915.026/0001-24

Escala	Data	ÁREA	Prancha
Indicada	10 . 11 . 2021	367,01m²	12/16